YT.2 Series
DC Isolator Switches





Accessories

Application

YT.2 series DC Isolator Switches are applied to 1-20KW Inverter, Controller, DC Combiner Box, used for Residential or Commercial PV solar power system(on-grid/off-grid). Arcing time less than 3ms, that make PV solar system effectively disconnected.

YT.2-32 DC Isolator Switches

- DIN Rail Mounting
- YT.2 -32 Rated Voltage 1200V DC
- OFF LOCKABLE
- Flame-Retardant
- Arcing Time < 3ms
- IEC60947-3
- 4Poles(Single|Double Strings Available)
- DC-PV2: 16A,25A,32A up to 1200V DC

YT.2-32 DC Isolator Switches

- DIN Rail Mounting Door Clutch
- YT.2-32 Rated Voltage 1200V DC
- OFF LOCKABLE
- Flame-Retardant
- Arcing Time < 3ms
- IEC60947-3
- 4 poles(Single|Double Strings Available)
- DC-21B: 16A,25A,32A up to 1200V DC

Parameter

Electrical Characteristics	
Type	YT.2-32
Function	Isolator, Control
Standard	IEC60947-3, AS60947.3
Utilization category	DC-PV2
Pole	4P
Rated frequency	DC
Rated operational voltage (U_e)	300V, 600V, 800V, 1000V, 1200V
Rated operational current (I_e)	See the next page
Rated insulation voltage (U_i)	1200V
Conventional free air thermal current(I_{th})	//
Conventional enclosed thermal current(I_{the})	Same as I_e
Rated short-time withstand current (I_{cw})	1kA,1s (4, 4S,4B); 1.7kA, 1s (2H)
Rated short-time making capacity (I_{cm})	1.7kA,(4, 4S,4B); 3kA,(2H)
Rated conditional short-circuit current (I_{cn})	3kA
Rated impulsed withstand voltage (U_{imp})	8.0kV
Overvoltage category	II
Suitability for isolation	Yes
Polarity	No polarity, "+" and "-" polarities could be interchanged.
Service Life/Cycle Operation	
Mechanical	15000
Electrical	1000
Installation Environment	
Ingress Protection	IP20
Storage Temperature	-40°C ~ +85°C
Mounting Type	Vertically or horizontally
Pollution degree	3
Suitable environment	Indoor

Identification	Rating data		
Switch, unenclosed - catalogue number (with DC-PV2 rating)	YT.2-32		
Assembly of switch and specific dedicated individual enclosure - catalogue number	/		
I_{th} rated thermal current, unenclosed, at 40°C shade ambient air temperature	32 amps		
I_{the} rated thermal current, indoors, at 40°C shade ambient air temperature, in a specific dedicated enclosure	32 amps		
I_{the} rated thermal current outdoors at 40°C shade ambient air temperature without solar effects in a specific dedicated enclosure rated IP66NW	32 amps		
I_{the} solar current value outdoors at 60°C shade ambient air temperature (see D.8.3.11,table D3), with solar effects in a specific dedicated enclosure rated IP66NW	29 amps		
	U_e rated operational voltage DC Volts	I_e; DC-PV2 rated operational current Amps	$I_{(make)}$ and $I_{c(break)}$ DC-PV2 4 x I_e Amps
2 pole (_1/_2/__)	≤600	32	128
	800	13	52
	1000	9	36
	1200	9	36
4 pole (_1/_2/_3/_4/__)	≤600	32	128
	800	32	128
	1000	32	128
	1200	32	128

NOTE 1 The rating data in the table is example data, it is intended to be replaced by the relevant actual data.

NOTE 2 The ratings section of this table for U_e, I_e and $I_{(make)}$ and $I_{c(breaker)}$ may have other number of poles or pole configurations than that shown, based on the test evidence obtained.

NOTE 3 The other data required in D.5.2.4 need not be in a table format.

Wiring Diagram for Rated operational voltage Ue(V) & Rated operational current Ie(A)

Contacts wiring diagram	600V	800V	1000V	1200V	Poles in series	Number of Strings	Type Number	Weight kg/PCS
	32A	13A	9A	9A	2	2	4	0.70
	40A	/	/	/	2	1	2H	0.70
	32A	32A	32A	32A	2	1	4B	0.70
	32A	32A	32A	32A	4	1	4S	0.70

YT.2 Series
PV DC Isolator Switches

Switching Configurations

Type	4-pole	2-pole 4 Paralleled Poles	4-pole with Input and Output bottom	4-pole with Input on top Output bottom
/	4	2H	4B	4S
Contacts Wiring graph		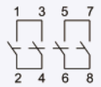	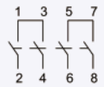	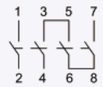
Switching example		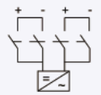		

Dimensions(mm)

YT.2-32
DIN Rail Mounting

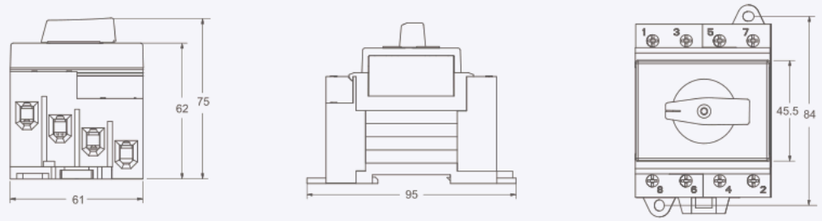

YT.2-32
DIN Rail Mounting
Lockable handle

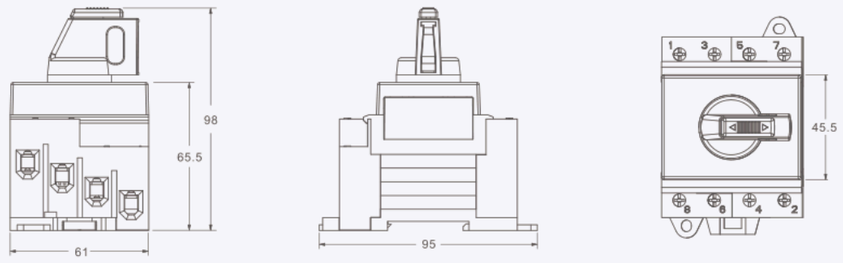

YT.2-32
DIN Rail Mounting
Door Clutch
Lockable handle

