YSS.1 Series
DC Isolator Switches

IEC/EN 60947-3:2015

1 Brand
2 Type
3 OFF
4 Application
5 Insulation voltage
6 Rated impulse withstand voltage
7 Rated Current
8 ON
9 Knob

Dimensions(mm)

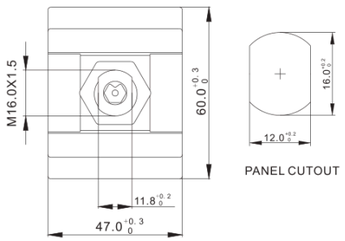

YSS.1-X

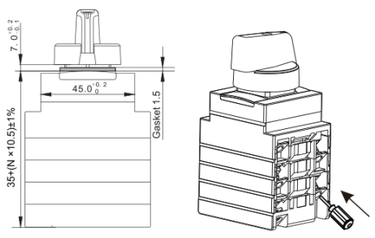

YSS.1-X/T

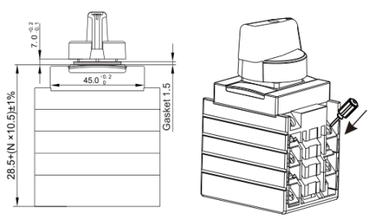

Application

YSS Series DC disconnect switch is used in 1-200KW solar inverter, 2P for 1 load up to 1200V 50A or 1600V 16A. low temperature rising, long worklife and short arcing time. For Multiple independent MPPTs.

Appearance Introduction



Type Instruction

YSS	1	-	50	/T(optional)	2P
Basic Designation	Mounting		Max Rated Current	wiring contacts are in different direction	Pole
	Panel Mounting		18,32 50,50h	Height of switch is 6.5mm lower	2P, 3T, 3P, 4P, 6T, 6P, 8P, 9T

Parameter

Electrical Characteristics			
Rated Working Voltage	Ue	Details in diagram	
Rated Current	Ie	Details in diagram	
Conventional free air thermal current	Ith	50A	60A(50h)
Rated impulse withstand voltage	Uimp	8kV	
Rated short-time withstand current(1s)	Icw	1.5kA	
Rated short-circuit making capacity	Icm	2.0kA	
Rated conditional short-circuit current(kA)		8kA	
Installation Environment			
Utiizatin category DC		DC-PV2	
Number of cycles of operation(with current)		300	
Number of cycles of operation(without current)		10000	
Operation rate		120/h	
Pole		2/3/4/6/8/9	
Mounting		Panel mounting	
Tightening torque terminal screws M4, min.-max.		1.2N·m~1.8N·m	
Tightening torque panel mounting nut, min.-max.		2.0N·m~2.5N·m	
Tightening torque M3 screw in the knob,min.-max.		0.5N·m~0.7N·m	
Ambient temperature allowed between		-40°C ~ +85°C	
Storage temperature allowed between		-40°C ~ +85°C	
Relative Humidity		90%	
Pollution degree		2	
IP rating terminals		IP20	
IP rating panel		IP66	
Wiring rating		14 AWG-8 AWG, Stranded	2.5mm²~10.0mm²

Wiring Diagram

	Type	Contact Configuration	800V	1000V	1100V	1200V	1350V	1400V	1500V	1600V	Poles in series	Number of Strings
	YSS.1-18 2P		25A	18A		15A					2	1
	YSS.1-32 2P		40A	32A		25A					2	1
	YSS.1-50 2P		50A	50A		40A			16A		2	1
	YSS.1-50h 2P				60A	50A	40A	35A	30A	16A	2	1
	YSS.1-32-3P		25A	20A		16A					2	2
	YSS.1-50-3P		32A	25A		20A					2	2
	YSS.1-50 3T					50A			40A		3	1
	YSS.1-18 4P		25A	18A		15A					2	2
	YSS.1-32 4P		40A	32A		25A					2	2
	YSS.1-50 4P		50A	50A		40A			16A		2	2
	YSS.1-50h 4P				60A	50A	40A	35A	30A	16A	2	2
	YSS.1-18 6P		25A	18A		15A					2	3
	YSS.1-32 6P		40A	32A		25A					2	3
	YSS.1-50 6P		50A	50A		40A			16A		2	3
	YSS.1-50h 6P				60A	50A	40A	35A	30A	16A	2	3
	YSS.1-50 6T					50A			40A		3	2
	YSS.1-18 8P		25A	18A		15A					2	4
	YSS.1-32 8P		40A	32A		25A					2	4
	YSS.1-50 8P		50A	50A		40A			16A		2	4
	YSS.1-50h 8P				60A	50A	40A	35A	30A	16A	2	4
	YSS.1-50 9T					50A			40A		3	3

Switching Configurations

Type	2P	3P	3T	4P	6P	6T	8P	9T
Contacts Wiring diagram								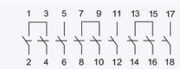
Switching example						