Product Overview

■ Main Functions

Leakage protection and isolation function



■ Standards

IEC61008-1 GB/T16916.1

■ Certification

CCC

■ Main Characteristics

Rated operating voltage (V)	230/400 AC
Rated current (A)	10, 16, 20, 25, 32, 40, 63, 80, 100
Rated frequency (Hz)	50
Number of poles	2P, 4P
Rated residual making and breaking capacity Im(A)	In<63A, 500A; In≥63A, 10In
Rated limited short-circuit current IΔc(A)	6000
Rated residual operating current IΔc(mA)	30,100,300

Product Selection

Product name	Number of poles	Rated current	Residual current	Type of leakage protection
DZ47L	2	10	S	C
	2:2P 4:4P	10:10A 16:16A 20:20A 25:25A 32:32A 40:40A 63:63A 80:80A 100:100A	S:30mA Y:100mA T:300mA	C: Type AC A: Type A

Note: This product cannot be assembled with accessories.

Technical Parameters

■ Electrical Characteristics

Rated insulation voltage Ui	(V)	500
Rated impulse withstand voltage Uimp	(kV)	4
Tripping form		Electromagnetic type
Product type		AC, A
Dielectric test voltage (kV)	(kV)	2(50Hz, 1 minute)

Isolation function	Yes
Pollution level	2
Degree of protection against electric shock	II
Altitude	≤2000m

■ Mechanical Characteristics

Trip indication		The red indication window indicates the closing state, and the green indication window indicates the opening state. In the opening state, it is not possible to distinguish whether it is a residual current action.
Handle		Red, pad print indicates ON-OFF position
Mechanical durability	Times	3000
Electrical durability	Times	2000
Protection level	Installed in the distribution box	IP40
	Direct installation	IP20

Mechanical shock resistance		30g, 3 shocks, duration 11ms (Where there is no significant vibration and shock)
Ambient service temperature	°C	-5°C~+40°C
Ambient storage temperature	°C	-25°C~+55°C
Relative humidity	°C	≤95%

■ Installation Characteristics

Maximum wiring capacity		DZ47L-63A:≤16mm^2 DZ47L-100A:≤35mm^2
Maximum limit torque	(N.m)	2

Tool	Cross head screwdriver or flat head screwdriver
Installation	Suitable for TH35-7.5 steel installation guide rail
Line incoming type	Top

Outline and Installation Dimensions

■ Dimensional Drawing

DZ47L-63

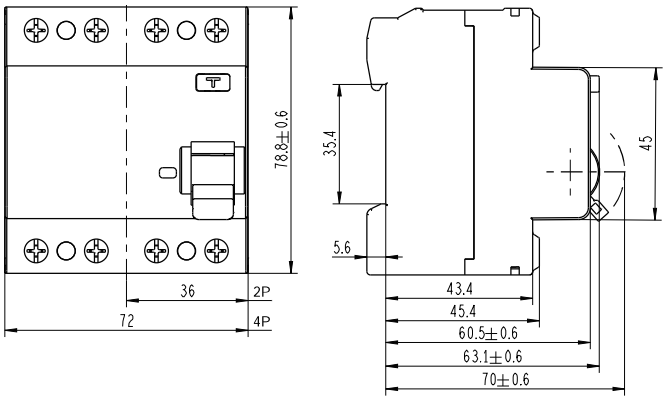

DZ47L-100

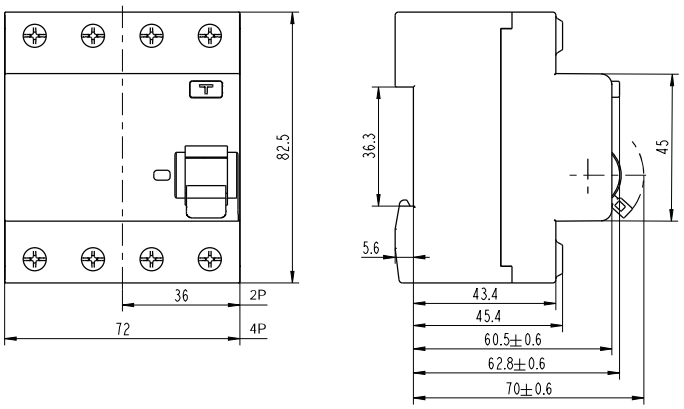

■ Wiring Diagram

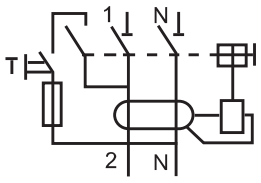

2P

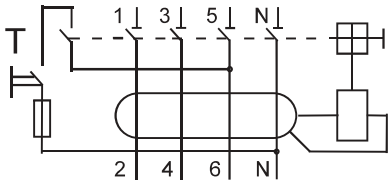

4P